


Trainer Event Guide

Several Pokémon are only obtainable through events. Read below for those that are now regularly available.



New - Altered Encounters / Early Locations

Pokemons from other generations like Johto, Kanto, present in ORIGINAL EMERALD, wont be listed here, like Pikachu, Girafarig, Magnemite etc..

Route 101 – Weedle – Caterpie – Rattata



Route 102 – Rattata – Slowpoke




Route 103 – Sentret – Slowpoke Rod: Slowpoke (Good Rod) – Qwilfish (Super Rod)



Route 104 – Pidgey
Rod: Slowpoke (Super Rod) – Krabby (Good Rod)



Petalburg Woods – Paras – Metapod – Kakuna – Pinsir

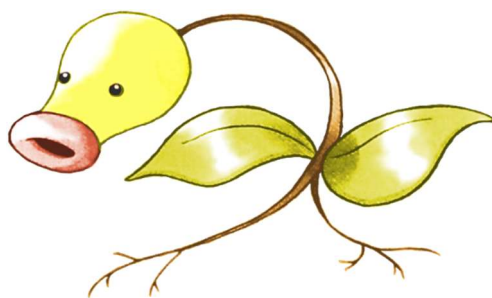


Route 105 - 109 (WATER AREAS)


Water: Mantine
Rod: Slowpoke, Poliwhag (Good Rod / Super Rod),
Poliwhirl (Super Rod), Krabby (Super Rod)



Route 110 - Bellsprout



Route 111 (Desert) – Larvitar



Route 112 – Growlithe -Ponyta



Route 113 - Nidoran F - Nidoran M



Route 114 – Spearow



Route 115 - Pidgeotto – Pidgey
Rod: Krabby (Good Rod) – Qwilfish (Super Rod)



Route 116 – Pidgey



Route 117 – Eevee



Route 118 – Mankey – Raticate



Route 119 – Scyther – Heracross – Yanma – Ekans
Rod: Feebas (Good Rod – Super Rod)
(still rare, no more use for random sqms)



Route 120 - Furret – Sentret – Pinsir – Seedot



Route 121 – Meowth – Drowzee



Route 122

Rod – Qwilfish (Super Rod) – Krabby (Good Rod – Super Rod)



Route 123 - Tangela - Skiploom – Hoppip



ROUTE 124 – 134 - WATER AREAS

Water: Krabby




Route 124

Rod: Qwilfish (Super Rod / Good Rod) – Krabby (Super Rod)



Route 132 / 133 / 134

Rod: Kingler (Super Rod) – Horsea (Super Rod) – Qwilfish (Good Rod)



Route 130 - Togepi

(MIRAGE ISLAND – Will be opened after beating E4)

Fly to Pacifidlog Town, Surf to EAST until arrive MIRAGE ISLAND



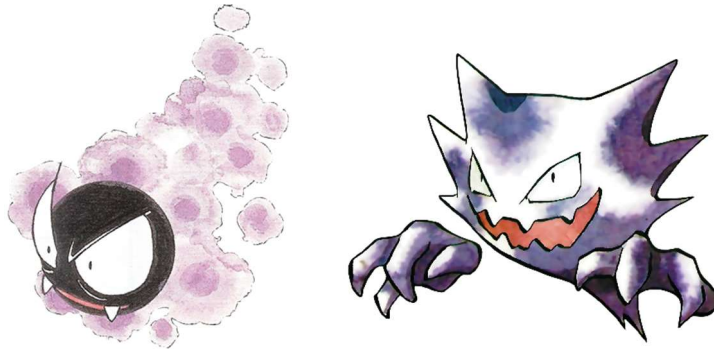
Meteor Falls – Clefairy



Rusturf Tunnel – Diggle



Mt. Pyre Cemetery - Gastly – Haunter



Mt. Pyre Mountain - Mr. Mime – Houndour



Mt. Pyre Mountain (last floor) - Murkrow - Houndour – Misdreavus



Victory Road - Ursaring – Primeape – Medicham – Meditite



Shoal Cave 1 – Seel - Swinub

Water - Shellder – Cloyster - Dewgong – Seel

Rod - Shellder - Cloyster - Dewgong – Seel



Shoal Cave 2 - Seel - Swinub - Sneasel - Piloswine
Water - Shellder - Cloyster - Dewgong - Seel
Rod - Shellder - Cloyster - Dewgong - Seel



Shoal Cave (Ice Floor) - Jynx - Delibird - Sneasel




Shoal Cave 3 - Swinub - Sneasel - Piloswine



New Mauville – Electabuzz




Sealed Chamber (Main) – Unown




Magma Hideout 1 - Magmar – Ponyta – Growlithe



Desert Underpass - Dugtrio - Ditto – Diglett



Artisan Cave 1 (Battle Frontier) –
Sandslash - Marowak - Cubone - Drowzee - Tyrogue - Onix




Artisan Cave 2 (Battle Frontier) -
Sandslash - Marowak - Parasect - Paras - Drowzee - Kadabra



**Altering Cave (Will be opened after Legendary Birds Events) –
Sandslash – Dugtrio**



Underwater Areas - Chinchou – Mantine



SAFARI ZONE:

Grass: Kangaskhan

Water: Dratini

Rod: Dratini



Grass: Phanpy – Natu – Xatu – Heracross



Grass: Venonat – Lickitung – Chansey – Tauros



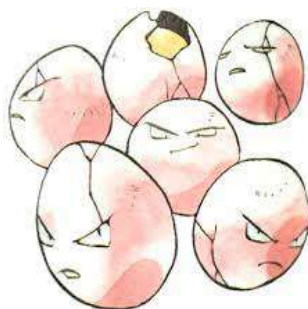
Grass: Sunkern – Mareep – Aipom – Spinarak – Hoothoot – Snubbull –
Stantler – Gligar - Wooper

Water: Wooper – Quagsire

Rod: Remoraid – Octillery



Grass: Exeggcute



Grass: Pineco, Aipom, Teddiursa, Ledyba, Hoothooth, Shuckle, Miltank, Houndour
Rock Smash: Shuckle – Dunsparce



EVOLUTIONARY ITEMS

There are some Pokémon that holds the evolution item, so if you capture or use the attack “**THIEF**”, you can steal these items from them, **or buy from stores, check below**)

Link Stone

(buy in Lilycove Mart 4F)

Dragon Scale

Bagon / Horsea / Dratini (5% chance / buy in Lilycove Mart 4F)

Metal Coat

Magnemite (5% chance / buy in Lilycove Mart 4F)

Prism Scale

Feebas (5% chance / buy in Lilycove Mart 4F)

King's Rock

Slowpoke / Poliwhirl (5% chance / buy in Lilycove Mart 4F)

Upgrade

(Comes with in-game trade Porygon / buy in Lilycove Mart 4F)


DeepSeaTooth – DeepSeaFang

(Capt Stern Scanner Quest / Slateport Treasure Hunter seller)

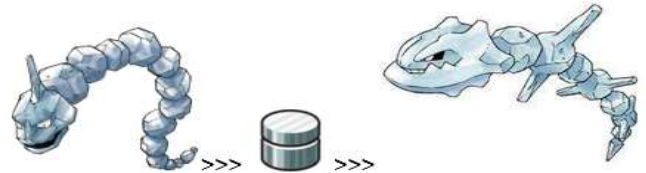


NEW EVOLUTION FORMULA

- Seadra to Kingdra -> Use **DragonScale**



- Onix to Steelix -> Use **MetalCoat**



- Scyther to Scizor -> Use **MetalCoat**



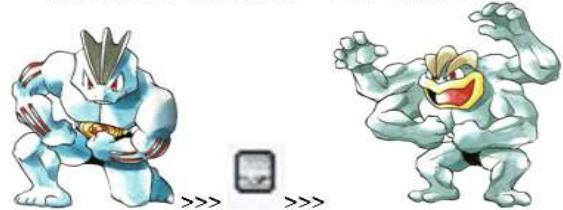
Kadabra to Alakazam -> Use **"LINK STONE"**



- Feebas to Milotic -> Use **PrismScale**



- Machoke to Machop -> Use **"LINK STONE"**



- Poliwhirl to Politoed -> Use **Kings Rock**



- Porygon to Porygon2 -> Use **Upgrade**



- Graveler to Golem -> Use **"LINK STONE"**



- Slowpoke to Slowking -> Use **Kings Rock**



- Clamperl -> Use **"DeepSeaTooth"** for (Huntail)

- Clamperl -> Use **"DeepSeaFang"** for (Gorebyss)



**** SPOILER – SPECIAL EVENTS – SPOILER ****



KANTO FOSSILS (NON-EMERALD) LOCALIZATION

- **Meteor Falls** (next to Steven Stone)
- **Marine Cave** (Acqua Underwater Cave)
- **Artisan Cave** [located in **BATTLE FRONTIER**]



How to bring them back to life?

MOSSDEEP FOSSIL REGENERATION CENTER



Hoenn Starters

(NPCs will give you EGGS containing starters, opposite than you choose):

Rustboro City // Pacifidlog Town



Johto Starters

Complete the Hoenn PokéDex and Prof. Birch will call you and tell you to come and pick one.

(NPCs will give you EGGS containing Johto starters, opposite than you choose in Birch LAB):

Fortree City // Mossdeep City




Kanto Starters

(NPCs will give you EGGS containing starters):

Talk to every NPC and you will find them (must have free space in your party)

Fallarbor Town NPC inside Pokémon Center // Route 123 // Route 124




Kanto Legendary Birds:

****Event will be available after E4**

Go to Dewford Town > Granite Cave >
Use bike in a ramp inside the cave – Defeat Team Aqua
> Activate the Event

Articuno: Shoal Cave (Ice Floor)




Zapdos: Altering Cave

It is situated on Route 103 after you beat the Elite 4.



Moltres: Mt. Chimney (Volcano) – Next to cable car entrance



Legendary Johto Dogs:

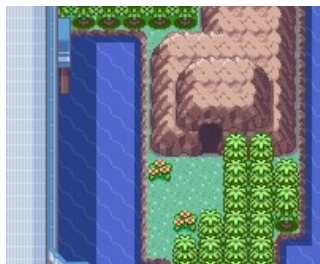
****Event will be enable after E4**

Go to Fallarbor Town > Fossil Maniac House (same place where you obtain TM28 DIG)



Enter inside the Cave (go to the North direction) – Defeat Team Magma
> Activate the Event

Raikou: New Mauville (entrance)



Suicune: Scorched Slab (original local)



Entei: Route 112 > Inside FIERY PATH Mountain (Strength)





CELEBI:

After E4, Go to **Petalburg Woods**, a place with 2 cut trees, go to the right and you will find a “secret base tree”, check it, you will find Celebi inside it.



OLD SEA MAP (MEW)

Beat **RED**, before **Artisan Cave** in Battle Frontier, You will receive an OLD SEAMAP > Go to Lilycove Ferry and give it to the NPC.



MYSTIC TICKET (HO-OH AND LUGIA)

Beat **LEAF**, inside **Altering Cave**, you must trigger the Legendary Birds event before to open the cave, defeat her, you will receive a ticket, go to Lilycove Ferry and give it to the NPC.



EON TICKET (LATIOS – LATIAS)

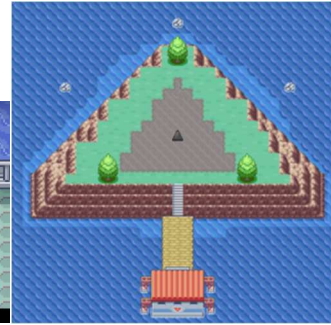
Go to **Battle Frontier Pokémon Center**, theres a girl, she will give you **Eon Ticket**, go to Lillycove Ferry and give it to the NPC.

***Note: After beating E4, Mom will ask you about RED / BLUE, this ticket is opposite that you chosen (Latias / Latios).**



AURORA TICKET (DEOXYXYS)

Go to Slateport City > East > find some boats, talk to the guy, you will receive a rare ticket, he found it in his boat while traveling the world, go to Lilycove and give it to the NPC.




**** After Beating E4, you can change Deoxys forms, East from Fallarbor Town (check the Meteorites)**



JIRACHI (ENIGMA BERRY)

Defeat **Steven Stone in Meteor Falls**, you will receive a RARE BERRY, go to Mossdeep City, find the "white rock", it will trigger the Jirachi Event > Fly to Victory Road (entrance).



MEWTWO

Enter inside the **Artisan cave in Battle Frontier**, explore the cave, find Mewtwo next to Exit. (RED was looking for Mewtwo).

